

2007

scooter comparo

How to Read This Comparo

Scooters are arranged alphabetically by manufacturer name, then model name/number.

Scooter manufacturers were asked to report data ranging from available colors to weight capacity and turning radius. Manufacturers also were asked the scooter's "target end-user" to indicate the environments and situations best served by each vehicle. When no information is applicable or available for a particular scooter, "N/A" is listed.







Some scooter models are available in both 3- and 4-wheel configurations, with different weights, weight capacities, etc., depending on configuration. In those cases, we list the two specifications separated by a slash, so that the first spec refers to the 3-wheeler, and the second spec refers to the 4-wheeler.



Some statistics, such as top speed, will be impacted by variables including passenger/cargo weight, terrain, battery condition, etc.







Accessories listed are standard equipment; accessories are listed as space allowed, and additional standard accessories may be included with the scooter. Vehicle weight is listed as an overall weight, with the scooter fully assembled and including batteries.







This comparo is designed to give dealers a "starting point" when researching vehicle options for a variety of customer needs. Scooters and data are listed as space permits. For complete specifications, please contact the vehicle manufacturers using the Source List at the end of the comparo.

Company Name/Model Name	Accessories	Colors	Number of Wheels	Top Speed	Vehicle Length	Vehicle Width	Seat Depth	Seat Width	Turning Radius	Vehicle Weight	Weight Capacity	Disassembles for Transport?	Target End-User
MC	Off-board charger, basket, flip-up adjustable removable arms	Red	3	5.9 mph	43.75"	23.5"	17"	18"	162"	74 lbs.	350 lbs.	No	Indoor/outdoor user
Amigo Mobility													
Geo	Adjustable height and angle footplate, anti-tippers	Blue, red	4	3.5 mph	37.8"	21"	17.5"	18"	19.7"	103 lbs.	250 lbs.	Yes	Indoor/outdoor user
Drive Medical													
Phantom by Drive	Anti-tippers, headlight, basket	Blue, red	3	4 mph	38"	19"	17"	17"	32.3"	84 lbs.	250 lbs.	Yes	Outdoor or indoor/tight spaces user
Drive Medical													
Buzzaround Lite	Lite Basket	Blue, red, Sahara	3	4 mph	36.5"	21.25"	15"	15"	31"	99 lbs.	250 lbs.	Yes	Outdoor or indoor/tight spaces user
Golden Technologies													
Companion II GC321	Basket, headlights and tail lights, adjustable tiller	Blue, red	3	5.5 mph	45.5"	23.5"	16"	16"	33"	n/a	350 lbs.	Yes	Indoor/outdoor user
Golden Technologies													
Liteway	Basket, rubber floor mat	Blue, red	3	4 mph	41"	22"	16"	16"	32"	104 lbs.	300 lbs.	Yes	Indoor/outdoor user
Golden Technologies													

Company Name/Model Name	Accessories	Colors	Number of Wheels	Top Speed	Vehicle Length	Vehicle Width	Seat Depth	Seat Width	Turning Radius	Vehicle Weight	Weight Capacity	Disassembles for Transport?	Target End-User
 IMC-Heartway Bolero	Basket	Blue, red	4	6.3 mph	52.8"	23.6"	18"/20" (option)	18"	45.3"	195 lbs.	350 lbs.	No	Outdoors user
 IMC-Heartway Gypsy	Basket	Blue, champagne, red, silver, yellow	3	4.9 mph	41.7"	21.3"	15"	18"	33"	95 lbs.	250 lbs.	Yes	Traveler
 IMC-Heartway Nomad 4	Basket	Red	4	5 mph	43.3"	23.5"	16"	18"	38"	136 lbs.	300 lbs.	No	n/a
 Invacare Corp. Lynx L-3	Basket, armrest, on/off-board charger	Blue, red	3	5 mph	39.8"	20"	14.5"	16.5"	39.4"	103 lbs.	250 lbs.	Yes	Indoor/tight spaces user
 Invacare Corp. Lynx L-4	Basket, armrest, on/off-board charger	Blue, red	4	5 mph	39.8"	20"	14.5"	16.5"	51.2"	112 lbs.	250 lbs.	Yes	Indoor/tight spaces user
 Merits Health Products S235	Basket, oxygen tank/cane & crutch/walker holders, canopy	Blue, red	3	4 mph	42"	23"	15"	18"	27"	123 lbs.	300 lbs.	Yes	Indoor/tight spaces user

Company Name/Model Name	Accessories	Colors	Number of Wheels	Top Speed	Vehicle Length	Vehicle Width	Seat Depth	Seat Width	Turning Radius	Vehicle Weight	Weight Capacity	Disassembles for Transport?	Target End-User
Eclipse Atlas 	Soft-touch tiller, deluxe seating, on-board charger	Black, blue, red	4	5.4 mph	49.75"	25"	21"	21"	49"	189 lbs.	450 lbs.	Yes	Bariatric user
Espreo Titan 	Soft-touch tiller, deluxe seating	Black, blue, red	3	5.4 mph	45.5"	25"	18"	18"	35"	160 lbs.	350 lbs.	Yes	n/a

Company Name/Model Name	Accessories	Colors	Number of Wheels	Top Speed	Vehicle Length	Vehicle Width	Seat Depth	Seat Width	Turning Radius	Vehicle Weight	Weight Capacity	Disassembles for Transport?	Target End-User	
PaceSaver/Leisure-Lift 	Fusion 250	Soft-touch tiller, deluxe seating	Black, blue, red	5	4.3 mph	45"	22"	18"	18"	29.5"	162 lbs.	250 lbs.	Yes	Indoor/tight spaces user
PaceSaver/Leisure-Lift 	Fusion T.E.V.	Soft-touch tiller, deluxe seating, on-board charger	Black, blue, red	5	5 mph	45.5"	23.5"	18"	18"	29.5"	165 lbs.	350 lbs.	Yes	Indoor/tight spaces user
PaceSaver/Leisure-Lift 	PaceSaver III Atlas	Soft-touch tiller, deluxe seating	Black, blue, red	3	5.4 mph	45.5"	25"	21"	21"	35"	178 lbs.	450 lbs.	Yes	Bariatric user
Pride Mobility Products 	Celebrity X	Basket, rearview mirror, charger bag	Blue, red	3/4	6 mph	46"/46.75"	24"	16"	19"	41.5"/54"	206.5 lbs./216 lbs.	350 lbs.	Yes	Bariatric, rural or indoor/tight spaces user
Pride Mobility Products 	Go-Go Elite Traveller	Basket, flat-free tires, on/off-board charger	Blue, red, silver	3/4	4.25 mph	36.5"/39.75"	19.25"	17"	17"	32.5"/43.25"	96 lbs./100 lbs.	260 lbs.	Yes	Indoor/tight spaces user
Pride Mobility Products 	Go-Go Elite Traveller Plus	Basket, flat-free tires, on/off-board charger	Blue, red, silver	3/4	4.5 mph	40"/40.25"	21.25"/21.125"	17"	17"	34"/45.75"	113.5 lbs./117.5 lbs.	325 lbs.	Yes	Indoor/tight spaces user

Company Name/Model Name	Accessories	Colors	Number of Wheels	Top Speed	Vehicle Length	Vehicle Width	Seat Depth	Seat Width	Turning Radius	Vehicle Weight	Weight Capacity	Disassembles for Transport?	Target End-User
Freedom	Basket, batteries	Red	3	4.9 mph	40"	22"	15"	17"	34.5"	98 lbs.	250 lbs.	Yes	Indoor/tight spaces user
													
Solo Heavy Duty	Basket	Blue, green, red	3	4 mph	45.5"	26"	18"	21"	41"	154 lbs.	450 lbs.	Yes	Bariatric user
													
Solo XT550	Basket, delta tiller	Blue, green, red	4	4 mph	48"	26"	18"	21"	43.5"	195 lbs.	550 lbs.	Yes	Bariatric user
													
Dasher 9	Basket, adjustable arm assemblies and seat, flat-free tires	Blue, champagne, red	3	3.8 mph	38.8"	22"	16"	18"	31.5"	100 lbs.	300 lbs.	Yes	Outdoor or indoor/tight spaces user
													
Guardian Trek 3	Basket, flip-up adjustable armrests, swivel seat	Blue, maroon	3	4 mph	38"	20"	15"	16"	32"	81 lbs.	250 lbs.	Yes	Indoor/tight spaces user
													
Guardian Trek 4	Basket, flip-up adjustable armrests, swivel seat	Blue, maroon	4	4 mph	40.5"	20"	15"	16"	44.5"	90 lbs.	250 lbs.	Yes	Indoor/outdoor user
													

Source List

Amigo Mobility International, Inc.

MC
Bridgeport, MI
(800) 248-9130
www.myamigo.com

Drive Medical Design & Mfg.

Geo, Phantom by Drive
Port Washington, NY
(877) 224-0946
www.drivemedical.com

Golden Technologies

Buzzaround Lite, Companion II GC321, Liteway
Old Forge, PA
(800) 624-6374
www.goldentech.com

IMC-Heartway, LLC

Bolero, Gypsy, Nomad 4
Fort Myers, FL
(866) 464-9779
www.imc-heartway.com

Invacare Corp.

Lynx L-3, Lynx L-4
Elyria, OH
(800) 333-6900
www.invacare.com

Merits Health Products

S235
Cape Coral, FL
(800) 963-7487
www.meritshealth.com

PaceSaver/Leisure-Lift

Eclipse Atlas, Espree Titan, Fusion 250, Fusion
T.E.V., PaceSaver III Atlas
Kansas City, KS
(800) 255-0285
www.pacesaver.com

Pride Mobility Products Corp.

Celebrity X, Go-Go Elite Traveller, Go-Go Elite
Traveller Plus
Exeter, PA
(800) 800-8586
www.pridemobility.com

Ranger All Season Corp.

Freedom, Solo Heavy Duty, Solo XT550
George, IA
(800) 225-3811
www.rangerallseason.com

Shoprider Mobility Products, Inc.

Dasher 9
Carson, CA
(800) 743-0772
www.shoprider.com

Sunrise Medical

Guardian Trek 3, Guardian Trek 4
Longmont, CO
(800) 333-4000
www.sunrisemedical.com