

2008 Cushion Comparo

How to Read This Comparo

Wheelchair seat cushions are arranged alphabetically by manufacturer, then by cushion (model) name.

Cushion manufacturers were invited to report data in the listed categories. "N/A" indicates no information on this category was available, or the category did not apply to a particular cushion. Manufacturers have reported the Medicare code for which each cushion has qualified.







A range of measurements is indicated by a "-" between the listed numbers (e.g., 13-16" indicates a range of 13" to 16").



Cushions and data are listed as space permits. In some cases, additional sizes, cushion accessories, options, applications, etc., are not listed in the comparo grid, but are available from the manufacturer.

This comparo gives readers a "starting point" when researching wheelchair seat cushions for a variety of client needs. For complete information on a specific cushion, please contact the corresponding manufacturer in the Source List at the end of this comparo.

Manufacturer/Model		Approved for Medicare Code	Colors	Cushion Width	Cushion Depth	Cushion Height	Weight Capacity	Standard Accessories	Available Options	Cushion Weight	Construction	Warranty	Ideal for Users Who...
AirFix	SPP/SPPC	E2607	Black	16", 18", 20"	16", 18"	4.25"	250 lbs.	N/A	Cool Comfort fan with rechargeable battery pack; extra covers	N/A	Polyurethane foam	24 months	Want a combination of pressure relief, pressure redistribution, postural assistance and extended lateral/forward reach
	Airpulse PK	E2610	Black	15-22"	15-22"	3.5"	400 lbs.	Cushion cover, controller cover, battery charger	Remote control, incontinence cover, moisture control unit, customization	4 lbs.	Alternating pressure with neoprene shell, reinforced with internal air bladders	12 months	Have pressure sores or are at high risk for pressure sores
Aquila Corp.	Custom Air	E2601	Black	15-22"	15-22"	3.5"	400 lbs.	Controller with pressure monitor, controller and cushion covers	Incontinence cover, customization	4 lbs.	Two-zone air cushion made of neoprene and reinforced with internal bladders	12 months	Are at high risk for pressure sores
	Amara 300	E2603/E2604	Black	16-30"	16-24"	3"	800 lbs.	N/A	Solid seat insert	3 lbs.	Molded polyurethane foam and Viscotec insert	18 months	Need skin protection
Blue Chip Medical	Amara 400	E2607/E2608	Black	16-30"	16-24"	3"	800 lbs."	N/A	Solid seat insert	5 lbs.	Molded polyurethane foam and Gel-Flex insert	18 months	Need skin protection and positioning
	Amara 450	E2607/E2608	Black	16-30"	16-24"	3"	800 lbs.	N/A	Solid seat insert	4 lbs.	Molded polyurethane foam and Soft Flo insert	18 months	Need skin protection and positioning




Manufacturer/Model		Approved for Medicare Code	Colors	Cushion Width	Cushion Depth	Cushion Height	Weight Capacity	Standard Accessories	Available Options	Cushion Weight	Construction	Warranty	Ideal for Users Who...
The Comfort Co.	Ascent	E2603/E2604	Black	16-24"	16-20"	3"	350 lbs.	Choice of incontinence covers; non-skid bottom, hook and loop, handle	Pelvic, lateral and medial thigh supports	3 lbs.	Two-layer high-resiliency foam with Visco topper and Visco foam ischial insert	Lifetime against manufacturer defects	Require maximum pressure relief and some positioning features
	Curve	E2601/E2602	Black	16-24"	16-20"	2-3"	250 lbs.	Choice of incontinence covers; non-skid bottom, hook and loop, handle	N/A	2 lbs.	Molded foam	Lifetime against manufacturer defects	Require a contoured general use cushion that distributes pressure evenly and pressure maps well
The Comfort Co.	Maxx	E2607/E2608	Black	16-24"	16-20"	4"	350 lbs.	Choice of incontinence covers; non-skid bottom, hook and loop, storage pocket	Round or flat bottom	3 lbs.	Four-layer foam, rigid base, lightweight Evolite gel pack	Lifetime against manufacturer defects	Require maximum pressure relief and positioning features
	Vector with Vicair	K0736/K0737	Black	10-24"	10-20"	3.5-4.5"	550 lbs.	Choice of two covers, incontinence liner, carrying handle	N/A	2.5 lbs.	Air cushion with Comfort Cells	Lifetime against manufacturer defects	Require adjustable, maintenance-free air cushion with skin protection and positioning
Hatch Corp.	ShearStop Pad	N/A	Black	16"	15"	.25"	No limit	May be used with other seat pads	N/A	N/A	Non-slip mesh bottom, water-resistant seating surface, card/wallet/key pouch; machine washable	12 months	Need relief from shear stress and pressure; need relief from discomfort due to long sitting periods
	conformaMed Ultra	E2607/E2608	Black	14-22" plus custom sizes	16-20" plus custom sizes	3.25"	350 lbs.	Adjustment kit, incontinence cover	Inner incontinence cover, buildups, positioning components	4 lbs.	Hybrid foam with built-in positioning components and specialized pressure reduction column under the ischium and sacrum	18 months	Are having skin breakdown or are at risk; want a low-maintenance skin protection/positioning cushion

Manufacturer/Model	Approved for Medicare Code	Colors	Cushion Width	Cushion Depth	Cushion Height	Weight Capacity	Standard Accessories	Available Options	Cushion Weight	Construction	Warranty	Ideal for Users Who...
Invacare Corp.	Infinity AirFlo 	Black	13-22"	15-20"	2.3" (Lo/Gentle); 2.7" (Max)	250 lbs.	Incontinence inner cover with breathable outer cushion cover, air pump	Cushion rigidizer, drop base, leg-length cutouts, removable leg wedges	4 lbs.	Positioning foam base with soft 2" air cells in the sacral/ischial area	24 months	Have a history or risk of skin breakdown, require pressure management under sacral/ischial areas, need foam base
							Gentle Contour: K0734/K0735; Gentle/Max Contour: K0736/K0737					
Invacare Corp.	InTouch Flovaiv 	Black	Gentle: 15-24"; Max: 15-20"	Gentle: 15-22"; Max: 15-20"	2.5" at leg trough	250 lbs. (15-20"); 350 lbs. (21-24")	Incontinence inner cover with breathable outer cushion cover	Cushion rigidizer, drop base, removable leg wedges, 1" and 2" leg-length cutouts	4.2 lbs.	Positioning foam base with Thin Air liner overlay combined with Thin Fluid overlay	24 months	Require lightweight foam cushion with positioning features in the base that facilitate pelvic stability with skin protection
							Gentle Contour: E2607/E2608; Max Contour: E2607					
Invacare Corp.	InTouch Stabilite 	Black	Gentle: 15-24"; Max: 15-20"	Gentle: 15-22"; Max: 15-20"	2.5" at leg trough	250 lbs. (15-20"); 350 lbs. (21-24")	Incontinence inner cover with breathable outer cushion cover	Cushion rigidizer, drop base, removable leg wedges, 1" and 2" leg-length cutouts	3.05 lbs.	Positioning foam base with Thin Air liner overlay, thin moisture-resistant inner cover, breathable outer cover	24 months	Require lightweight foam cushion with pressure management and positioning features in the base that facilitate pelvic stability, etc.
							Gentle Contour: E2607/E2608; Max Contour: E2605					
Mason Medical	Premier One 	Black	16", 18", 20"	16", 18", 20"	3"	275 lbs."	Waterproof nylon cover	N/A	2 lbs.	High-resilience foam	18 months	At risk of skin breakdown or are in wheelchairs for long periods of time
							E2601					
Motion Concepts	Flo-tech 	Black	14-20"	14-21"	3" at leg trough	300 lbs.	Matrix Flo-tech fluid sac, Platlion liner, outer cover	Fluid supplements, pelvic obliquity, abductor, adductors and wedges	6 lbs. (18x16")	Matrix Flo-tech high-resilient foam base, dual layer fluid sac top layer	36 months	Are at highest risk of skin breakdown or with existing tissue damage; have high-end positioning needs & want fluid cushion
							K0734					
Motion Concepts	Peds Kidabra/Flo-Tech 	Black or Kidabra stars & moons fabric	Flo-tech: 14" Kidabra-Vi: 12-14"	Flo-tech: 14-16" Kidabra-Vi: 12-14"	Flo-tech: 3" Kidabra-Vi: 12-14"	Flo-tech: 300 lbs. Kidabra-Vi: 150 lbs.	Flo-tech: Fluid sac, Platlion liner, outer cover; Kidabra-Vi: inner & outer covers	Flo-tech: fluid supplements, pelvic obliquity, abductor, adductor, wedges	Flo-Tech: 5.4 lbs. (14x14") Kidabra: 1.3 lbs. (12x12")	Flo-tech: high-resilient foam base, dual-layer fluid sac top layer; Kidabra-Vi: firm, high-resilient foam bottom layer, softer foam top layer with foam insert	Flo-tech: 36 months Kidabra-Vi: 24 months	Flo-tech: Are at highest risk of skin breakdown or with existing tissue damage; Kidabra-Vi: Are at moderate to high risk of skin breakdown, etc.
							Flo-tech: K0734 Kidabra-Vi: E2607					

Manufacturer/Model		Approved for Medicare Code	Colors	Cushion Width	Cushion Depth	Cushion Height	Weight Capacity	Standard Accessories	Available Options	Cushion Weight	Construction	Warranty	Ideal for Users Who...
Motion Concepts	Matrix-Vi 	E2607/E2608	Black	14-30"	15-26"	2.25" at leg trough	300 lbs.; 650 lbs. for heavy-duty model	Inner and outer covers	Pelvic obliquity kit	4 lbs. (18x16")	Firm, high-resilient foam bottom layer, softer high-resilient foam top layer with a pocketed visco-elastic foam insert	24 months	Are at moderate to high risk of skin breakdown, moderate to high-end positioning needs
	Synergy Solution 1 	E2603/E2604	Black	14", 16", 17", 18", 19", 20", 22", 24"	14", 16", 17", 18", 19", 20", 22", 24"	2.6"	350 lbs.	Incontinence cover	Custom modifications	4.6 lbs.	High-density, high-resiliency polyurethane foam base, soft gel top layer	24 months	Require skin protection and moderate positioning

Manufacturer/Model		Approved for Medicare Code	Colors	Cushion Width	Cushion Depth	Cushion Height	Weight Capacity	Standard Accessories	Available Options	Cushion Weight	Construction	Warranty	Ideal for Users Who...
Ride Designs	Custom Cushion	E2609	Black	10" and up	10" and up	Varies according to client specs	250 lbs. (20" and narrower); 300 lbs. (21" and wider)	Breathable spacer mesh cover, Ride Contour Adjustment Mechanism	N/A	3 lbs. (16x16")	Brock composite breathable foam	18 months	Need the highest level of postural care and skin protection
	Forward	E2607	Black	14", 16", 18", 20"	14", 16", 18", 20"	2.5"	250 lbs.	Inner incontinence cover, outer spacer fabric cover	N/A	3.4 lbs. (16x18")	Polyurethane and viscoelastic foam	24 months	Seek comfortable postural support and skin protection
ROHO, Inc.	Harmony	E2607	Dark gray	14-20"	16-18"	3.5"	250 lbs.	Cushion cover, operations manual, hand inflation pump, repair kit	N/A	1.5 lbs.	Polyurethane die-cut foam base and polyvinylchloride air flotation cushion overlay	18 months limited	Need a surface that reduces discomfort, require postural support, are at low to moderate risk of skin breakdown
	Bariatric Starlook	K0737	Gold	>22" to a depth of 25"	>22" to a width of 36"	4"	No Limit	Fitted cover, repair kit, hand pump	Incontinence covers	4-5 lbs.	Flame-resistant, latex-free neoprene rubber	24 months	Have or are at risk for pressure ulcers
Sunrise Medical	J2	K0734/K0735	Black	14-24" plus custom sizes	16-20" plus custom sizes	2.5"	250 lbs.	Ballistic-edged stretch cover	Adductors, Air Exchange cover, incontinence cover, custom mods	5.5 lbs.	Molded foam base with engineered JAY Flow Fluid encased in patented tension-free Tripad	Cover: 6 months from delivery date to customer Cushion base & Fluid pad: 24 months	Have moderate to high postural needs, higher risk of skin breakdown and poor skin integrity
	J2 Deep Contour	K0734/K0735	Black	14-24" plus custom sizes	14-20" plus custom sizes	4.5"	250 lbs.	Ballistic-edged stretch cover	Adductors, Air Exchange cover, incontinence cover or Drop Seat, custom mods	6.27 lbs.	Deep immersion foam base with engineered JAY Flow Fluid encased in tension-free Tripad	Cover: 6 months from delivery date to customer Cushion base & Fluid pad: 24 months	Have moderate to high postural needs, highest risk of skin breakdown and very poor skin integrity

Manufacturer/Model		Approved for Medicare Code	Colors	Cushion Width	Cushion Depth	Cushion Height	Weight Capacity	Standard Accessories	Available Options	Cushion Weight	Construction	Warranty	Ideal for Users Who...
Sunrise Medical	JAY Easy	E2607/E2608	Black	14-24"	14-24"	3"	250 lbs.	Incontinence cover	Air Exchange cover	4 lbs.	Coated contour foam base with curved or flat bottom and JAY-Flow Fluid Tripad	Cover: 6 months from delivery date to customer Cushion base & Fluid pad: 24 months	Require moderate positioning and pressure relief
	JAY Basic	E2601/E2602	Black	14-24"	14-24"	2.5"	250 lbs. (<22") 300 lbs. (>=22")	Stretch cover	N/A	1.7 lbs.	Lightweight molded foam	Cover: 6 months from delivery date to customer Cushion base: 12 months	Have flexible posture and low risk for skin breakdown
Sunrise Medical	JAY Soft Combi P	E2605/E2606	Black	14-24"	14-24"	3"	250 lbs. (<22") 300 lbs. (>=22")	Incontinence cover	Solid seat insert	2.26 lbs.	Coated contoured foam base	Cover: 6 months from delivery date to customer Cushion base: 60 months	Have minimal to moderate postural needs, low risk of skin breakdown and good skin integrity

Manufacturer/Model		Approved for Medicare Code	Colors	Cushion Width	Cushion Depth	Cushion Height	Weight Capacity	Standard Accessories	Available Options	Cushion Weight	Construction	Warranty	Ideal for Users Who ...
VARILITE	Evolution PSV 	K0734/K0735	Black cover	12", 14", 15", 16", 17", 18", 20", 22", 24"	14", 15", 16", 17", 18", 20"	3.8" (preloaded state)	650 lbs. (18x18"); 750 lbs. (22x18")	Tailored cover available in mesh or incon- tinence	Modifiable wedge	2.25 lbs. (18x18") 3.3 lbs. (24x20")	Air-Foam Floatation: 3 types of foam for different areas of cushion. Pressure Setting Valve offers precise adjustments	24 months against manufacturer's defects; excludes cushion cover	Are at high risk of tissue breakdown and in need of symmetric positioning
	ProForm NX 	K0736	Black cover	12", 14", 15", 16", 17", 18", 20"	14", 15", 16", 17", 18", 20"	4.7 lbs. (preloaded state)	650 lbs. (18x18")	Tailored cover available in mesh or incon- tinence	Air-Foam Floatation cushion is available in single- or dual- chamber style	3.2 lbs. (18x18")	Single or dual self- inflating, independ- ently adjustable cham- bers via a two-way air valve to release air and immerse user in foam	24 months against manufacturer's defects; excludes cushion cover	Have leg-length discrepancies, ampu- tations and other pelvic obliquities
	Reflex 	E2603	Black cover	12", 14", 15", 16", 17", 18", 20"	12", 14", 15", 16", 17", 18", 20"	3.25" (preloaded state)	650 lbs. (18x18")	Tailored incon- tinence cover available	N/A	1.9 lbs. (18x18")	Air-Foam Floatation with built-in air- release device to automatically release portion of air when user sits	24 months against manufacturer's defects; excludes cushion cover	Have moderate risk of skin breakdown and/or are in clinical environments

Manufacturer Source List

2008 Cushion Comparo

AireRx Healthcare, LLC

1843 Airlane Drive
Nashville, TN 37210
(888) 489-6398

www.nextmobilitynow.com

Aquila Corp.

1309 Norplex Drive, Suite 6
La Crosse, WI 54601
(608) 782-0031

www.aquilacorp.com

**Blue Chip Medical
Products, Inc.**

7-11 Suffern Place
Suffern, NY 10901
(800) 795-6115

www.bluechipmedical.com

The Comfort Company

851 Bridger Drive
Bozeman, MT 59715
(800) 564-9248

www.comfortcompany.com

Hatch Corp./BAE Systems

42374 Avenida Alvarado, Suite A
Temecula, CA 92590
(800) 347-1200

www.hatch-corp.com/medical

**Helvetia Development
Company**

225 Parsons St.
Kalamazoo, MI 49007
(887) 626-5704

www.conformamed.com

Invacare Corp.

One Invacare Way
Elyria, OH 44036-2125
(800) 333-6900

www.invacare.com

Mason Medical

85 Denton Ave.
New Hyde Park, NY 11040
(800) 233-4454

www.masonmedical.com

Motion Concepts

700 Ensminger Road, Suite 112
Tonawanda, NY 14150
(888) 433-6818

www.motionconcepts.com

Quantum Rehab

182 Susquehanna Ave.
Exeter, PA 18643
(866) 800-2002

www.quantumrehab.com

**Ride Designs/division of
Aspen Seating**

4211-G S. Natches Court
Sheridan, CO 80110
(866) 781-1633

www.ridedesigns.com

The ROHO Group

100 N. Florida Ave.
Belleville, IL 62221
(800) 851-3449

www.therohogroup.com

Star Cushion Products

5 Commerce Drive
Freeburg, IL 62243
(888) 277-7827

www.starcushion.com

Sunrise Medical

7477 East Dry Creek Parkway
Longmont, CO 80503
(800) 333-4000

www.sunrisemedical.com

VARILITE

4000 1st Avenue South
Seattle, WA 98134
(800) 827-4548

www.varilite.com