

























How agencies ranked on Horn's IT security report card

| | |
|--------------------------------------|--|
| Social Security Administration |  B- |
| Labor |  C+ |
| Nuclear Regulatory Commission |  C |
| Commerce |  D+ |
| NASA |  D+ |
| Education |  D |
| General Services Administration |  D |
| Environmental Protection Agency |  D- |
| National Science Foundation |  D- |
| Health and Human Services |  D- |
| Justice |  F |
| State |  F |
| Agency for International Development |  F |
| Office of Personnel Management |  F |
| Veterans Affairs |  F |
| Housing and Urban Development |  F |
| Small Business Administration |  F |
| Treasury |  F |
| Energy |  F |
| Defense |  F |
| Interior |  F |
| Agriculture |  F |
| Federal Emergency Management Agency |  F |
| Transportation |  F |